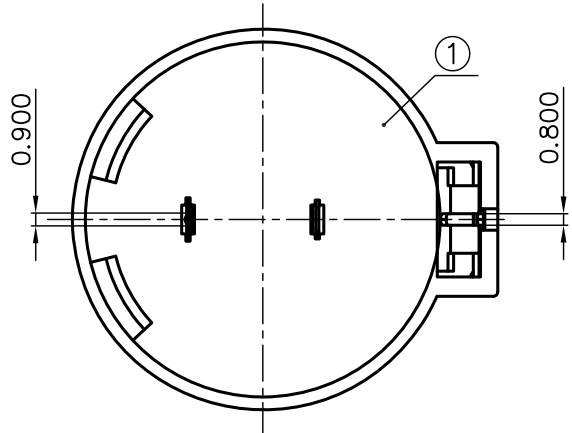
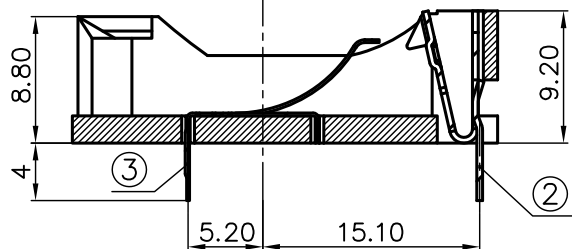
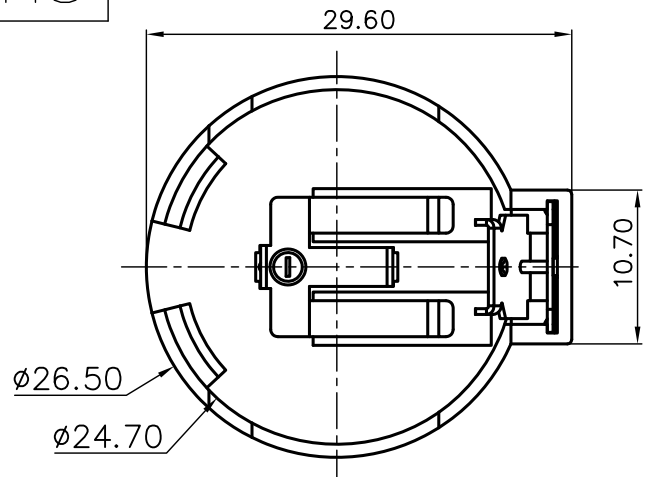


RoHS



5	6	7	8
ECN NO.	REV	DATE	DESCRIPTION

NOTE:

1.MATERIAL:

a.HOUSING:PBT

b.CONTACT:PHOSPHOR BRONZE

(SURFACE PLATING: Ni100u"-120u")

SEE ORDERING INFORMATION

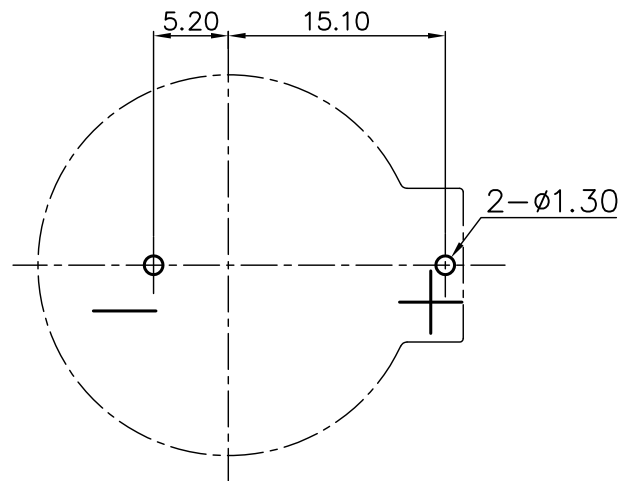
2.ELECTRIC:

a.CONTACT RESISTANCE: 100 MILLIOHMS MAX

b.INSULATION RESISTANCE: 100 MEGA OHMS MIN

c.DIELECTNIC VOLTAGE: 500V AC ONE SEC LEVEL

d.OPERATING TEMPERATURE: -25°C ~ +85°C



PCB Layout Diagram
Top View

NO.	PART NAME	Q'TY	MATERIAL	PLATING & COLOR
③	TERMINAL(-)	1	PHOSPHOR BRONZE, T=0.20mm	Ni Plating
②	TERMINAL(+)	1	PHOSPHOR BRONZE, T=0.40mm	Ni Plating
①	HOUSING	1	PBT	WHITE

UNLESS OTHERWISE SPECIFIED TOLERANCES				MeiYang Electronics Co.Ltd			
DECIMALS: X :±0.30 X.X :±0.25 X.XX :±0.20 X.XXX:±0.10		ANGLES: X :±1° X.X :±0.5°		DSND	LQ.HUANG	DATE	2019.09.08
				CHKD		DATE	
				APVD	XY.XUE	DATE	2019.09.08
WEIGHT: g		SCALE:		SIZE:A4	VIEW:		TITLE: BS-2450-1W无筋
SHEET 1 OF 1		UNIT:mm		REV.:A/0	OBJECT:MY		PART NO.: BS-24-A1AJ004W
						DRAW NO.:MY-CP-0089W	